

PRODUCT SPECIFICATION SHEET



Rev. C5

UFO Crystal Fitting Range

The UFO range of crystal fittings are all designed to give a bright sparkling point of light and a pattern of light cast onto the surrounding surfaces. They are made from high quality european crystal glass. Four crystal fittings are available, each of a different size and shape to give alternative patterns and spreads of light. The crystals are attractive with either a white light source or colour changing model.



The crystals are designed for use with 1.5, 1.8 or 2mm active diameter fiber via a special UFO Crystal ferrule connection. The crystal flanges are finished in chrome or gold colours as standard. Other finishes are available at extra cost. Accessory tubes in three lengths are available to allow easy mounting through single or double skinned substrates.



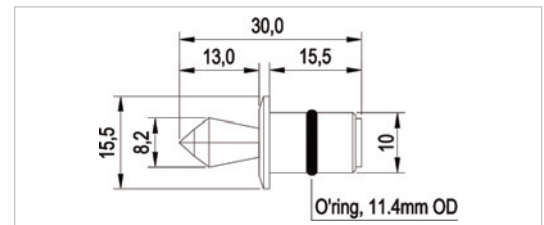
TECHNICAL INFORMATION

Note that dimensions are shown in mm

CR1



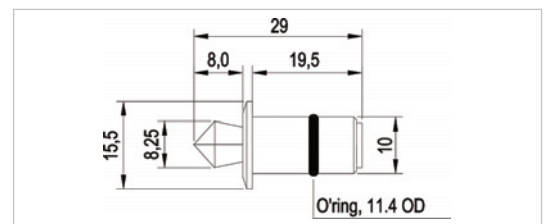
Flange diameter	15.5mm (0.61")
Crystal diameter**	8.2mm (0.32")
Crystal drop length**	13.0mm (0.51")
Recess depth	15.5mm (0.61")
Finish	Chrome, gold, special*



CR2



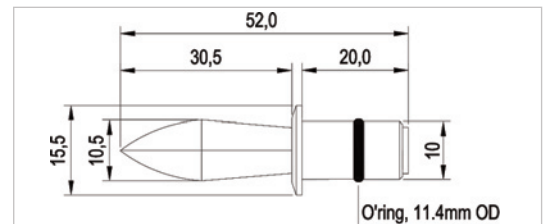
Flange diameter**	15.5mm (0.61")
Crystal diameter**	8.25mm (0.32")
Crystal drop length	8.0mm (0.31")
Recess depth	19.5mm (0.77")
Finish	Chrome, gold, special*



CR3



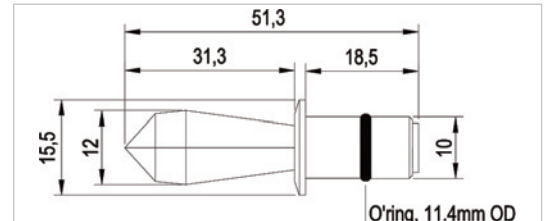
Flange diameter	15.5mm (0.61")
Crystal diameter**	10.5mm (0.41")
Crystal drop length**	30.5mm (1.20")
Recess depth	20.0mm (0.79")
Finish	Chrome, gold, special



CR4



Flange diameter	15.5mm (0.61")
Crystal diameter**	12mm (0.47")
Crystal drop length**	31.3mm (1.23")
Recess depth	18.5mm (0.73")
Finish	Chrome, gold, special



FERRULE SIZES

1.5mm & 1.8mm fiber	Ø3.5mm crimp
2mm fiber	Ø5mm crimp

CRYSTAL CUT OUT SIZES


Plasterboard	Ø10.6mm (0.42")
MDF, ply or hardboard	Ø11.4mm (0.45")

ACCESSORY TUBE CUT OUT SIZES


Plasterboard	Ø11.8 (0.46")
MDF, ply or hardboard	Ø12mm (0.47")

*Also available with plastic flange in white, chrome or gold. **Note that overall length and crystal size may vary due to the crystal manufacturing process.

CR1 CRYSTAL LIGHT PATTERN




CR2 CRYSTAL LIGHT PATTERN



CR3 CRYSTAL LIGHT PATTERN



CR4 CRYSTAL LIGHT PATTERN



ORDERING CODES

FITTING		MATERIAL		FINISH		FIBRE SIZE	
CR1 Crystal	CR1	Brass	BR	Chrome	CH	1.5mm	15
CR2 Crystal	CR2	Polycarbonate	PC	Gold	GO	1.8mm	18
CR3 Crystal	CR3			White	WH	2.0mm	20
CR4 Crystal	CR4			Custom	CU		

e.g. CR1-BR-CH-15 - State RAL code for custom finish. White finish is standard on polycarbonate fittings only.

INSTALLATION TIP

To ensure that you achieve the maximum light pattern effect on the mounting surface it is very important that the cut outs are drilled as straight as possible therefore ensuring that the crystal flanges achieve a good, flat contact with the surface.

ACCESSORY TUBES



Manufactured from translucent plastic, the sleeves allow easy mounting through single or double skinned substrates. Finished with an internal and external ribbed surface to grip the cut out hole and the crystal.

ATCR25	25mm long
ATCR80	80mm long
ATCR135	135mm long

Note that dimensions are shown in mm

